


# How do I log into the Organizer App?

Last Modified on 11/25/2024 9:09 pm EST

## HOW-TO:


### Online Panel

1. Under Mobile Apps, install Organizer App
2. Under Builder tab, add required modules and content
3. Under Details tab, nominate Availability dates (Live Between)
4. For *Allow Sign In*, check the Team Members box

 You can log in to your Organizer App with your EventsAir user details. For other team members who aren't EventsAir users, follow the steps below to set up a login for the Organizer App.


### In Setup Panel

5. Select *Project Manager*
6. Use the plus icon to add a Team Member and fill out all required fields
7. Check the box for *Access Organizer Apps*
8. Save

 Team members with access can use their phone to download and log in to the app, or log in via a computer or laptop, using the URL.

### Adding the Organizer App to a phone

1. Search EventsAir in the App Store
2. Install the organizer app (Event Organizer App by Centium)
3. Open the app
4. Enter app code, username, and password.

 You can also use your EventsAir login.

---